



Parent Help Guide

Daymap and Daymap Connect

Daymap is Renmark High Schools web based School Management System. Through *Daymap* we manage student attendance, student learning and assessment tasks, student reporting, student notes and records and communication. *Daymap* also has a Parent Portal feature **Daymap Connect** through which parents can access information on their child's attendance, learning progress and receive and respond to messages from the school and teachers.

How to access Daymap Connect

1. Browser System Requirements

Internet Explorer 9 or above, Safari, Google Chrome or Mozilla Firefox

2. Setting up an account

The first thing we require is a valid email address as this is what links you to your children's information stored in *Daymap*. All your children can be accessed from the same account.

- a. Send your name and children's names by email and with the email address you wish to use to access *Daymap Connect* to : dl.0794.info@schools.sa.edu.au
- b. We will update or record your email address and email you back with the Student ID of one of your children; this is required to set up your account. You can access information for all of your children from the one account.
- c. Then, go to: <http://intranet.renmarkhs.sa.edu.au/DayMapConnect>
 - Select 'New User'
 - Enter your Username (email address) and student code
 - Press 'Reset password'
- d. From here you can access a range of information about your children's attendance and learning progress and receive messages from teachers and the school.

We hope you enjoy your experience of *Daymap Connect*. We believe it is an important tool for strengthening the partnership between students, parents and the school.

If you experience any technical difficulties accessing *Daymap Connect* please inform us of this by email: dl.0794.info@schools.sa.edu.au

Thank you,

Mat Evans
Principal

Daymap Parent Portal Quick Start Guide



Daymap Connect is an extension of the Daymap Learning Management System which provides parents with access to key school and student information both at home and on the go. Our easy-to-use system allows parents to create and manage their own accounts for Daymap Connect, requiring only one login and password per parent (with the option to provide multiple logins) to access details for all students enrolled in the school.

A screenshot of the Daymap Connect login screen. It features the Daymap Connect logo at the top. Below the logo, there are two input fields labeled "Name:" and "Password:". To the right of the "Password:" field, there are two links: "Forgot your password?" and "New User?". Below these links, there is a checkbox labeled "Save my login details and password on this computer" and a "Sign In" button.

The screen above is the Daymap Connect **log in screen**. This can be found by using the URL address that your school has provided.

If you are a new user then select the “**New User?**” option. On the next screen you will be required to enter your email address (this must be the email registered at the school) and a student code (this will be provided by your school). Once you have entered the details a username and password will be sent instantly to your email account.

A screenshot of the Daymap Connect new user registration screen. It features the Daymap Connect logo at the top. Below the logo, there is a text block that reads: "Enter the email address you have registered with the school along with a matching valid student code and a new password will be emailed to you". Below this text, there are two input fields labeled "Your Email Address:" and "Student Code:". To the right of the "Student Code:" field, there is a "Reset Password" button. At the bottom of the screen, there is a link that reads: "Click here to log on to Daymap Connect".

The Home Tab

This is the main page of the Parent Portal. The Parent Portal is navigated via vertical tabs along the left side.

If you have more than one child enrolled at the school their names will be available on the drop down box in the top left corner. Select the appropriate student to see his / her information.

The left hand section is the Student Activity Feed of recent activity for the selected student.

You will view:

- ◆ Student Notes;
- ◆ Student Diary Notes;
- ◆ Student Records;
- ◆ Assessment Tasks;
- ◆ Daymap Reports published to the Parent Portal.

On the right of the screen is a list of recent messages sent.



Debra Akenfield Log Out
Student: Samantha AKENFIELD

Home

My Messages

This Week

Attendance

Assessment

Reports

My Account

Student Activity

Note

27/11/2014
Attendance
Sign In Reason: Medical Certificate entered at 1:26 PM
Published: 17/11/2014
Assignment
Photo Story Task
Grade: B
Mark: 10 / 12
Comments: Excellent detail.

Task

Maths 7R
Due: 5/11/2014
Assignment
Angles Rich Task
Overdue. Work has not been received

Week 16 starting Monday, 27 October 2014

Task

English 7R
Due: 30/10/2014
Outcomes Based Assessment
Test Outcomes Based
Overdue. Work has not been received

Week 11 starting Monday, 22 September 2014

My Messages

Messaging

Andrew Johnston (A3)
8/10/2013 @

Year 7 Parents

Please find the information packet for our upcoming Year Level Excursion to Canberra attached to this message.

Pa . . .

2 messages in this conversation, latest one sent at 8/05/2014

My Messages

This Tab displays the Messaging screen and enables you to easily contact teachers about any issues of importance; excursions, reminders, personal matters etc. This is a fantastic tool to keep you up to date and aware of what's happening in your child's classroom.

You are able to create messages, reply to received messages and receive email notifications when you have unread Daymap messages.

Debra Akenfield Log Out

Student: Samantha AKENFIELD



Home

My Messages

This Week

Attendance

Assessment

Reports

My Account

New Message
Reply
Delete
Refresh

Inbox

Sent

Deleted

Drafts

Messages

Andrew Johnston (AJ) 8/10/2013

Year 7 Parents

Please find the information packet for our upcoming Year Level Excursion to Canberra attached to this message.

Pa . . .

2 messages in this conversation, latest one sent at 8/09/2014

Message sent on 8/10/2013 11:35 AM

From: Andrew Johnston (AJ)
To: Debra Akenfield (tbt)

Year 7 Parents

Please find the information packet for our upcoming Year Level Excursion to Canberra attached to this message.

Pages 9-11 must be completed and returned by the end of Week 7 this term.

Please contact me with any questions.


Andrew Johnston
Year 7 Coordinator

This Week

By viewing the This Week Tab, you can see your child's timetable and class attendance at a glance. This Tab also displays any Assessment Tasks and Homework, which you can click on to view all assessment information and any attachments added to the task.

Debra Akenfield Log Out

Student: Samantha AKENFIELD



Home

My Messages

This Week

Attendance

Assessment

Reports

My Account

Week starting on: 30/11/2014 Previous Next

Time	Mon 1/12	Tue 2/12	Wed 3/12	Thu 4/12	Fri 5/12
Before School	Before School				
Homeroom Group	✓ 7R	✓ 7R	✓ 7R	7R	7R
Period 1	Graphic Art 7R	English 7R	Graphic Art 7R	Maths 7R	Religious Ed 7R
Period 2	Graphic Art 7R		Religious Ed 7R	Phys. Ed. 7R	English 7R
Break	Break				
Period 3	English 7R		History 7R	Religious Ed 7R	History 7R
Period 4	Maths 7R	Religious Ed 7R	English 7R	Science 7R	Maths 7R
Lunch	Phys. Ed. 7R	Maths 7R	Maths 7R		Phys. Ed. 7R
Period 5	English 7R	History 7R	Phys. Ed. 7R	History 7R	French 7R
Period 6	French 7R	Science 7R	Science 7R	English 7R	Graphic Art 7R
After School	DETENTION				

Symbols:
✓ Marked as present
 X Marked as absent, approved
 X Marked as absent, unapproved
 L Marked as late
○ Roll has not been marked

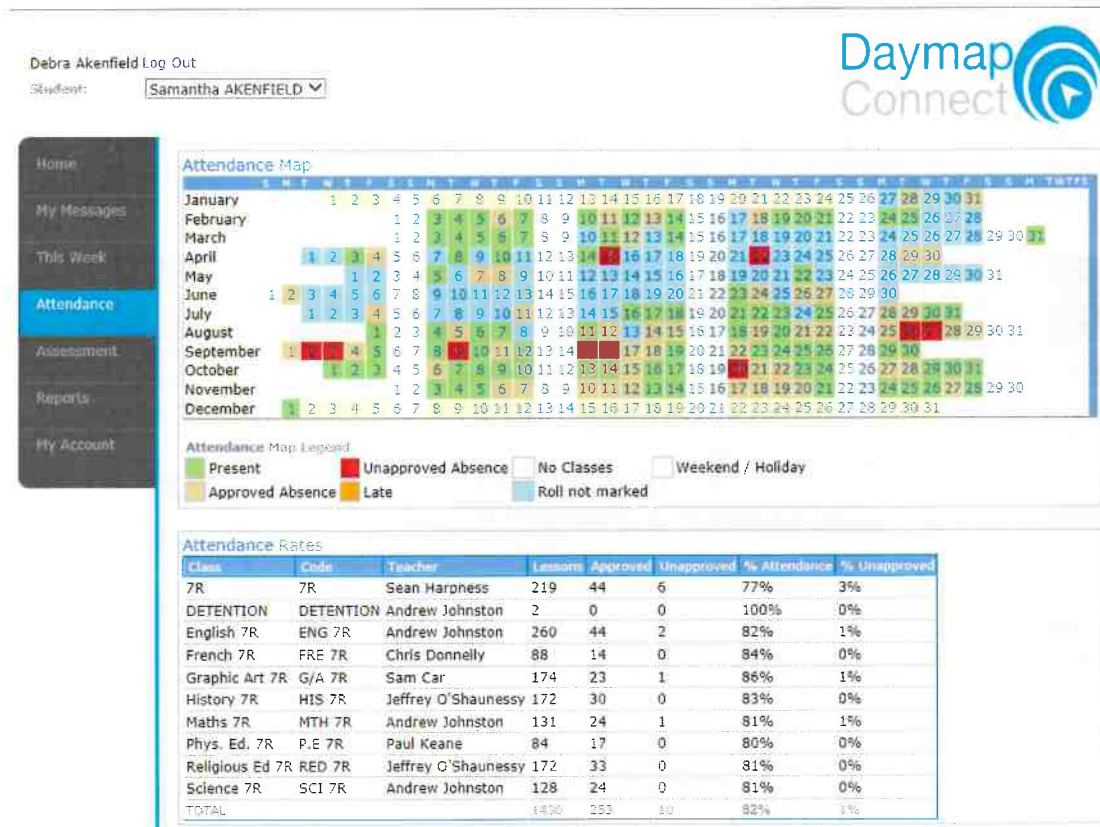
Tasks and Homework

SCI 7R
 Andrew Johnston
 3/12/2014

Prac Reports for all three Cells tasks are due by next Friday. You must submit your entire prac book for marking at this time.

Attendance

Within the Attendance Tab, you can view the Attendance Map and Attendance Rate of your student. The coloured visual representation allows you to identify any patterns in your student's attendance rates.



Assessment - Current Tasks

The Current Assessment Tasks for the student are listed in this Tab. Clicking on the Assessment Task will open Assessment Task information including: due date, further comments or instructions, the learning areas assessed, attachments and the status of the Task.

Debra Akenfield Log Out
Student: Samantha AKENFIELD

Daymap Connect

Home
My Messages
This Week
Attendance
Assessment
Current Tasks

Current Tasks

All Classes

Assessment Tasks

Task	Assignment
English 7R Published: 17/11/2014	Photo Story Task Grade: B Mark: 10 / 12 Comments: Excellent detail.
Maths 7R Due: 5/11/2014	Angles Rich Task Overdue. Work has not been received

Assessment - Schedule

The Schedule Tab displays Assessment Tasks scheduled throughout the year. This can be viewed by class or for all classes. Selecting the Assessment Task will open Assessment Task information.

Debra Akenfield Log Out
Student: Samantha AKENFIELD

Daymap Connect

[Home](#)
[My Messages](#)
[This Week](#)
[Attendance](#)
[Assessment](#)
[Current Tasks](#)
[Schedule](#)
[Assessment Plan](#)
[Results](#)
[Reports](#)

Schedule

All Classes

	S	M	T	W	T	F	S	S	M	T	W	T	F	S	S	M	T	W	T
January																			
February																			
March																			
April																			
May																			

Assessment - Assessment Plan

This Tab lists Assessment Tasks and Assessment Plans in a diary view. Assessment Plans are a new type of Lesson Note. As above, selecting the Assessment Task will open Assessment Task information including any work electronically submitted.

Debra Akenfield Log Out
Student: Samantha AKENFIELD

Daymap Connect

[Home](#)
[My Messages](#)
[This Week](#)
[Attendance](#)
[Current Tasks](#)
[Schedule](#)
[Assessment Plan](#)
[Results](#)
[Reports](#)

Assessment Plan

All Classes

Task

Science 7R
Published: 20/02/2014
Assignment
Gravity Prac Reports Task
Andrew Johnston
Grade: A
Mark: 15 / 0
Comments: My kids are great!

Week 6 starting Monday, 3 March 2014

Task

English 7R
Published: 7/03/2014
Assignment
The Runner Map Story Task
Andrew Johnston
Grade: A
Mark: 18 / 0
Comments: Great work.

Assessment - Results

The Results Tab lists Assessment Task Results that have been published against the student. Results can be viewed by class or by all classes. You can open the task to view teacher feedback and student work. These results are also published in the Student's View of Daymap.

The screenshot shows the Daymap Connect web interface. At the top left, the user 'Debra Akenfield' is logged in, with a 'Log Out' link. Below this, the 'Student:' dropdown is set to 'Samantha AKENFIELD'. The 'Daymap Connect' logo is in the top right. A left-hand navigation menu includes links for Home, My Messages, This Week, Attendance, Assessment, Current Tasks, Schedule, Assessment Plan, Results (highlighted in blue), and Reports. The main content area is titled 'Results' and features filters for 'All Classes' (a dropdown), 'Year: 2014', and view options 'Listing' (selected) and 'Tabular'. Three assessment results are listed:

Task	Assignment	Grade	Mark	Comments
English 7R Published: 17/11/2014	Photo Story Task Andrew Johnston	B	10 / 0	Excellent detail.
English 7R Published: 29/10/2014	Chapter Summaries Andrew Johnston	B		Good effort.
Maths 7R Published: 13/06/2014	Woodleigh Demo Andrew Johnston	A	14 / 0	Great work.

Reports

The Reports Tab lists Daymap Student Reports that have been published to the Parent Portal.

Debra Akenfield Log Out

Student: Samantha AKENFIELD ▾

Daymap
Connect

Home

My Messages


This Week

Attendance

Assessment

Reports

My Account

 Demo 2014.pdf

Demo 2014 Final

My Account

This Tab allows you to change your password and provides access to all of your contact details. If any of these details are incorrect, please contact your School Administration.

Debra Akenfield Log Out

Student: Samantha AKENFIELD ▾

Daymap
Connect

Home

My Messages

This Week

Attendance

Assessment

Reports

My Account

My Details

If any of the below details are incorrect or out of date, please report to School Administration

First Name: Debra

Surname: Akenfield

Title: Mrs

Home Phone: 555-5555

Mobile: 0411 551 51

Business Phone: 555-5555

Email: Nathan@loopsoftware.com.au

Address

Town: Melbourne

PostCode: 3000

State: Vic

Country: Australia

Change Password

Please click [here](#) to change your account password

